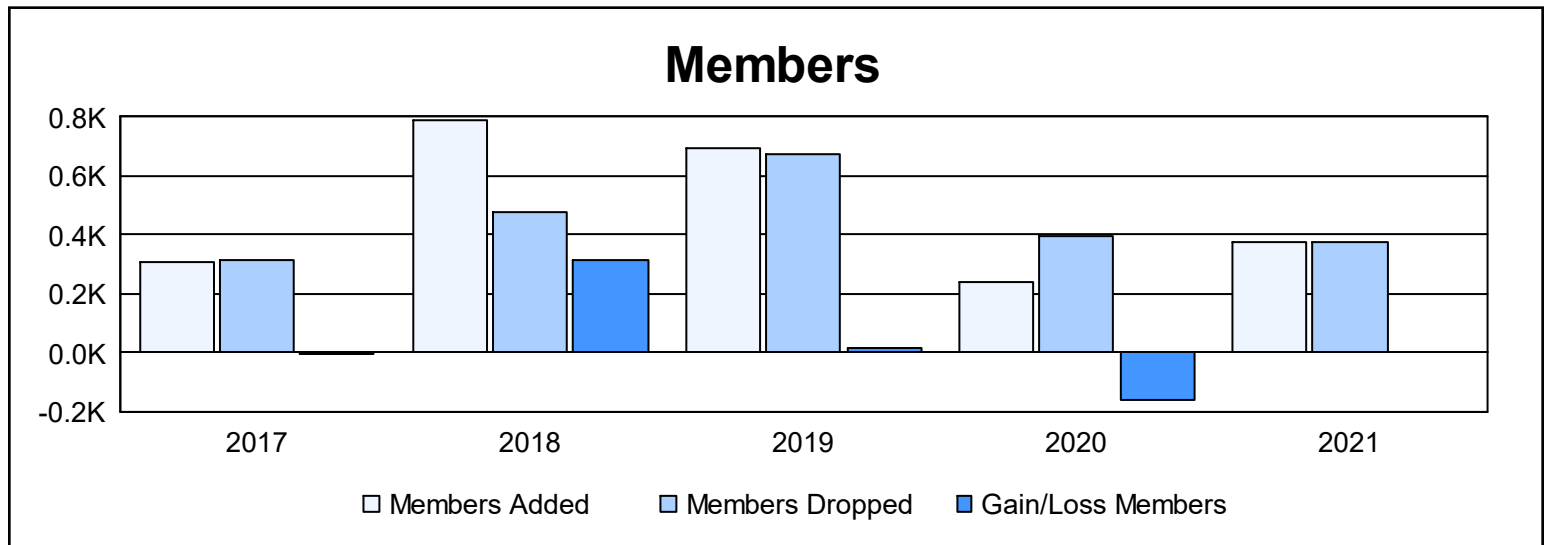
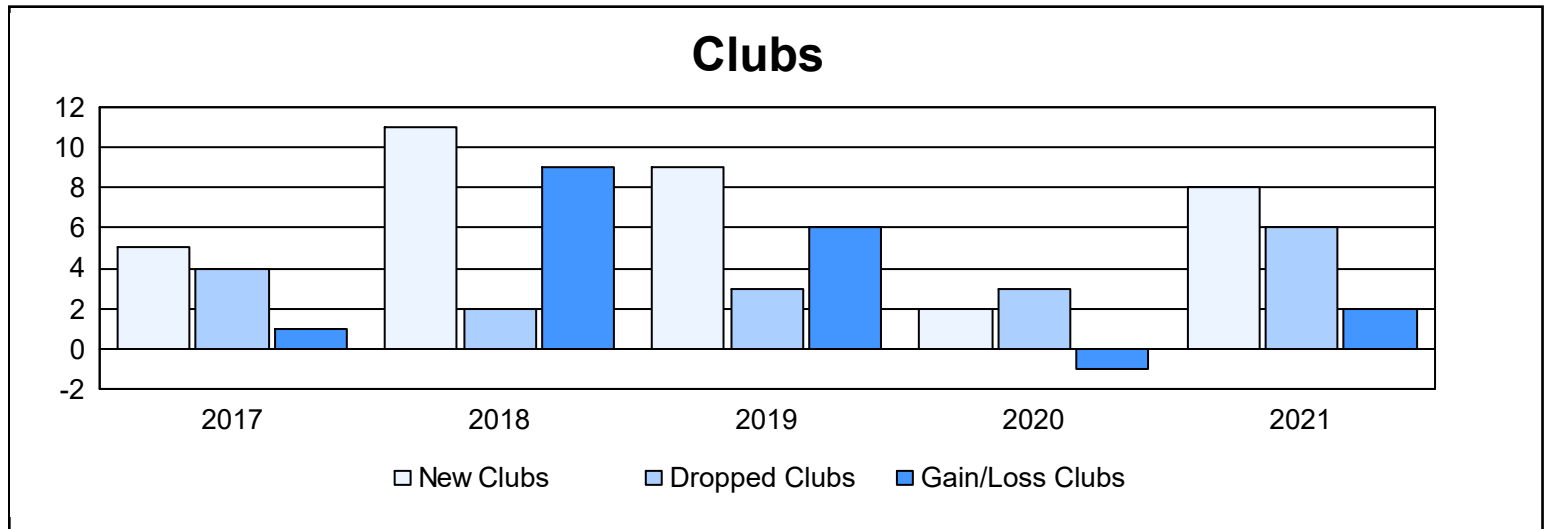
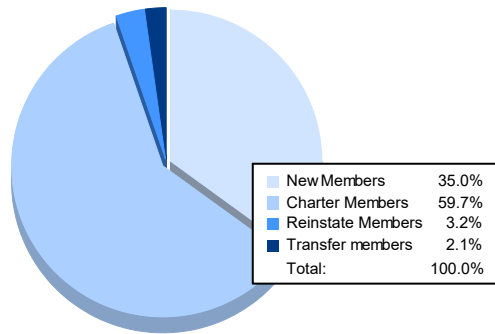


Year	New Clubs	Dropped Clubs	Gain/ Loss Clubs	New Members	Charter Members	Reinstate Members	Transfer Members	Total Member Added	Total Members Dropped	Gain/ Loss Members
2016-2017	5	4	1	160	132	13	3	308	315	-7
2017-2018	11	2	9	335	396	20	37	788	474	314
2018-2019	9	3	6	269	335	57	31	692	674	18
2019-2020	2	3	-1	131	77	18	14	240	399	-159
2020-2021	8	6	2	132	225	12	8	377	376	1
<b>Average</b>	<b>7</b>	<b>4</b>	<b>3</b>	<b>205</b>	<b>233</b>	<b>24</b>	<b>19</b>	<b>481</b>	<b>448</b>	<b>33</b>



### Membership Composition June 2021 Cumulative



### Gender Composition June 2021 Cumulative

